

Music and Movement techniques indirectly connected with Maths

TiTi Ta Game

Description

Screen the image to the board. Where there are Π kids tap knees alternating hands and say TiTi. So they have two taps (Right and Left). Where there is a I shape kids clap hands and say Ta. On last word “Stomp” kids stomp their feet on the floor. All this happens while keeping a steady beat. All students perform the body percussion that is written. (see the shape on next page).


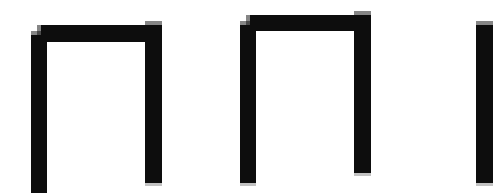

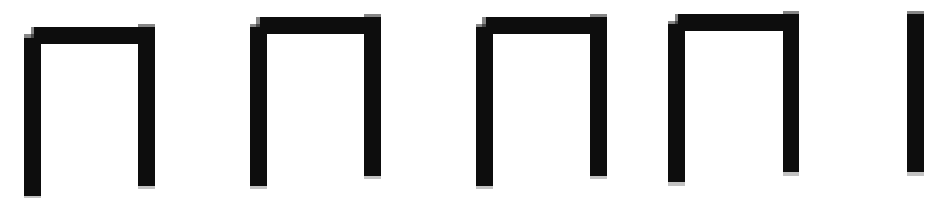
Ideas to use:

1. Teach the same starting from the last line and moving upwards
2. Split the class in two groups. Play it parallel while group A moves downwards and group B moves upwards
3. Split the class in two teams and do the same like a canon
4. Put students in pairs. Tap the TiTi on knees and Ta on tapping their hands together. When they get acquainted with the movements they can play the game in groups of 4 and perform the activity with movements in canon. Each pair stands opposite to the other.



Music and Movement techniques indirectly connected with Maths

TiTi Ta Game



STOMP

